

# QUICK START GUIDE

Once your account is activated, getting started is quick and simple.  
Just follow the steps below to begin your first event.

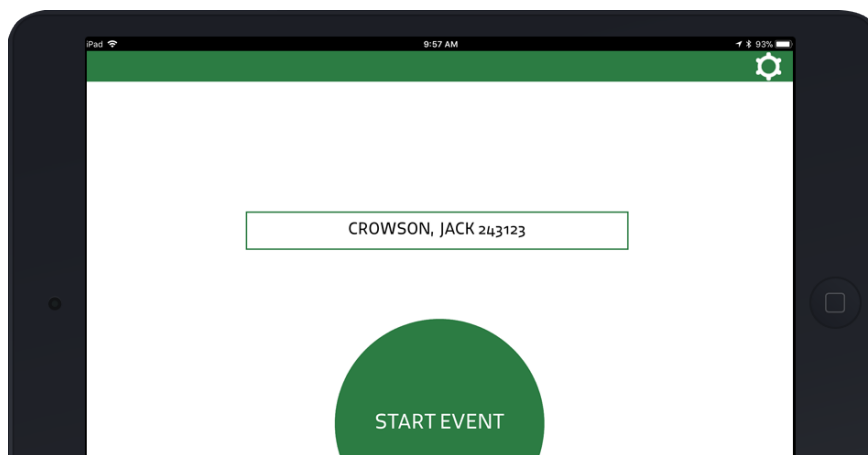
1

Once downloaded, open the app and enter your assigned username and password and click Log In.



2

Create a name for your event and press Start.

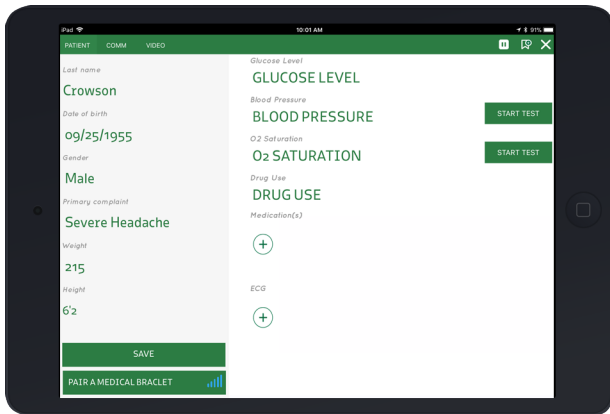


# INQUIRE

## QUICK START GUIDE

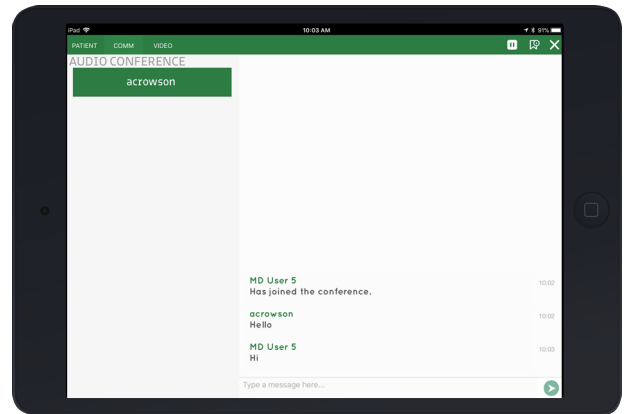
3

Enter all patient info and take vitals.



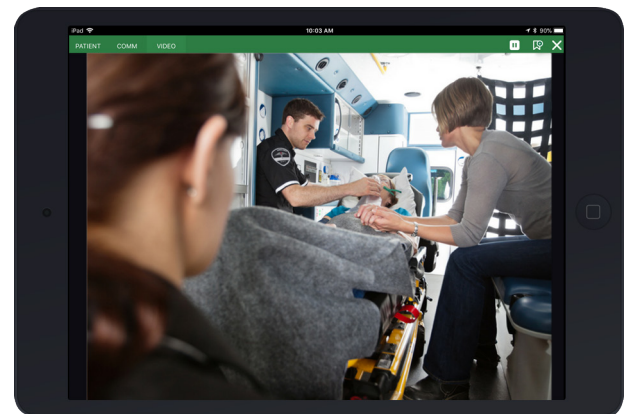
4

Audio or video conference in any doctors or sepcialists. Text chat with all parties.



5

Stream the patient live, record the entire event, and add geotags, markers, notes, and bookmarks.



QUESTIONS?

Contact: [support@inquiresys.com](mailto:support@inquiresys.com)

or

281-404-7040